


AC Solid State Relay



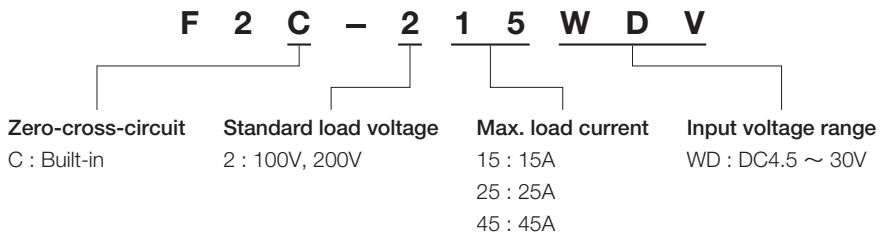
F2 SERIES



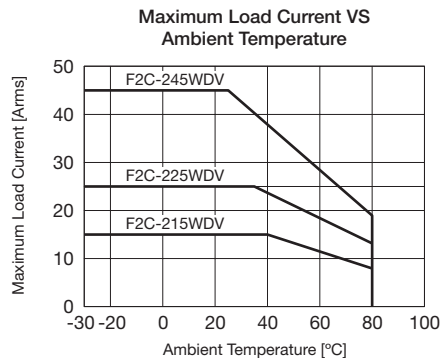
Features

- Ultra Slim type power control SSR with heat-sink
- One-touch attachment on DIN-Rail
- Slide safety cover, LED installed
- Max. load current at 15A, 25A, 45A
- Built-in varistor (surge absorb element)
- UL, C-UL, TÜV standard approved

Type Information



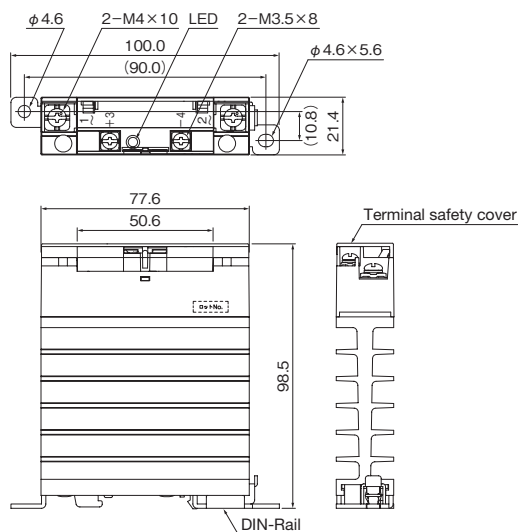
Characteristics



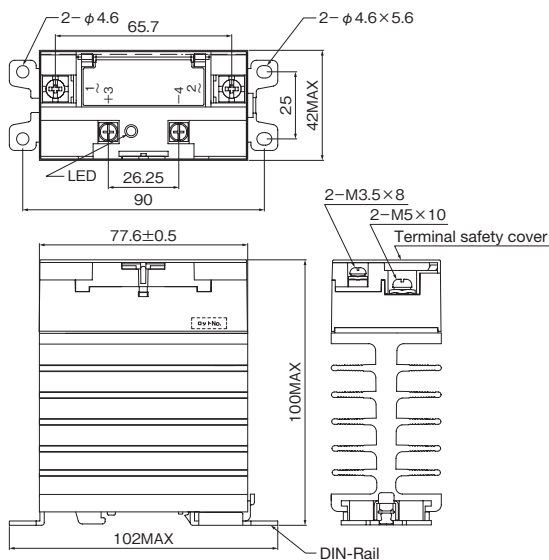
※ Description in the catalogue is subject to change without notice. Please read the specifications thoroughly before using.
 ※ Please contact JEL SYSTEM for further information.

Dimensions (mm)

F2C-215WDV, F2C-225WDV

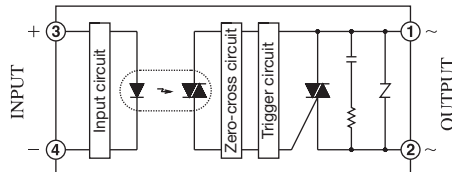


F2C-245WDV

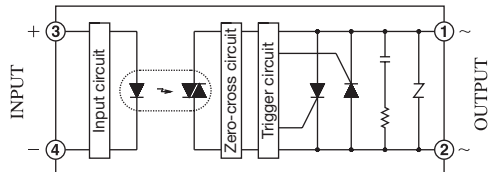


Equivalent Circuit

F2C-215WDV, F2C-225WDV

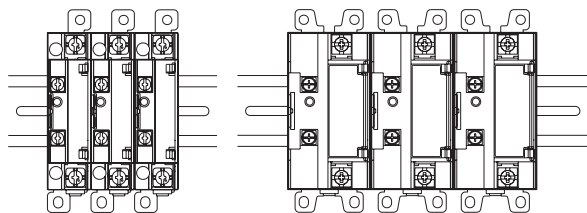


F2C-245WDV

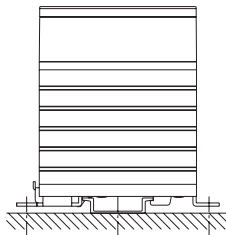


Installation (by DIN-Rail or Screws)

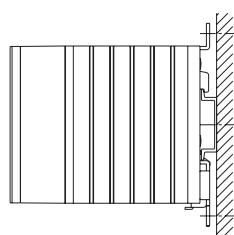
① Vertical Installation



② Horizontal Installation



① Vertical Installation



※ Reduce the rating of load current more than 20% when F2C-series are installed more than three closely.

※ Reduce the rating of load current more than 30% when F2C-series are installed more than eight closely.

※ Reduce the rating of load current more than 10°C when F2C-series are installed horizontally.

※ Description in the catalogue is subject to change without notice. Please read the specifications thoroughly before using.

※ Please contact JEL SYSTEM for further information.

■ Ratings

(Ta=25°C)

	Item	Symbols	F2C-215WDV	Units
Output	Rated Load Voltage	—	240	V _{ACrms}
	Maximum Load Current	I _{OMAX}	15	A _{ACrms}
	Maximum Load Voltage	V _{OMAX}	280	V _{ACrms}
	Peak Repetitive Off State Voltage	V _{DRM}	423 (varistor voltage 470V)	V
	Peak 1 Cycle Surge Current	I _{SURGE}	150 (50Hz)	A
	Frequency	f	50, 60	Hz
Input	Maximum Input Voltage	V _{IMAX}	30	V _{DC}
	Maximum Input Current	I _{IMAX}	10	mA _{DC}
General	Dielectric Strength	V _{ISO}	2,500/1min. (Between input-output-case)	V _{ACrms}
	Isolation Resistance	R _{ISO}	10 ⁸ and above DC500V (Between input-output-case)	Ω
	Operating Temperature Range	T _{OPR}	-30 ~ +80	°C
	Storage Temperature Range	T _{STG}	-35 ~ +100	°C

■ Electrical Characteristics

(Ta=25°C)

	Item	Symbols	F2C-215WDV	Units
Output	Load Voltage Range	V _O	60~280	V _{ACrms}
	Off State Leakage Current	I _{LEK}	9.0 and below (V _O =240V)	mA _{ACrm}
	On State Voltage Drop	V _{SAT}	1.6 and below (I _O =15A)	V _{ACrms}
	Minimum Load Current	I _{OMIN}	100	mA
Input	Input Voltage Range	V _I	4.5~30	V _{DC}
	Operate Voltage	V _P	4.5 and below	V _{DC}
	Release Voltage	V _D	1.0 and above	V _{DC}
General	Operate Time	T _{ON}	1/2cycle + 1ms and below	/
	Release Time	T _{OFF}	1/2cycle + 1ms and below	/
	Capacitance	C _{IO}	100 and below	PF
	Zero Cross Turn On	/	Built In	/
	Approved Standards	/	UL, C-UL, TUV	/

※ Description in the catalogue is subject to change without notice. Please read the specifications thoroughly before using.

※ Please contact JEL SYSTEM for further information.

Ratings

(Ta = 25°C)

	Item	Symbols	F2C-225WDV	Units
Output	Rated Load Voltage	—	240	V _{ACrms}
	Maximum Load Current	I _{OMAX}	25	A _{ACrms}
	Maximum Load Voltage	V _{OMAX}	280	V _{ACrms}
	Peak Repetitive Off State Voltage	V _{DRM}	423 (varistor voltage 470V)	V
	Peak 1 Cycle Surge Current	I _{SURGE}	250 (50Hz)	A
	Frequency	f	50, 60	Hz
Input	Maximum Input Voltage	V _{IMAX}	30	V _{DC}
	Maximum Input Current	I _{IMAX}	10	mA _{DC}
General	Dielectric Strength	V _{ISO}	2,500/1min. (Between input-output-case)	V _{ACrms}
	Isolation Resistance	R _{ISO}	10 ⁸ and above DC500V (Between input-output-case)	Ω
	Operating Temperature Range	T _{OPR}	-30 ~ +80	°C
	Storage Temperature Range	T _{STG}	-35 ~ +100	°C

Electrical Characteristics

(Ta = 25°C)

	Item	Symbols	F2C-225WDV	Units
Output	Load Voltage Range	V _O	60 ~ 280	V _{ACrms}
	Off State Leakage Current	I _{LEK}	9.0 and below (V _O = 240V)	mA _{ACrm}
	On State Voltage Drop	V _{SAT}	1.6 and below (I _O = 25A)	V _{ACrms}
	Minimum Load Current	I _{OMIN}	100	mA
Input	Input Voltage Range	V _I	4.5 ~ 30	V _{DC}
	Operate Voltage	V _P	4.5 and below	V _{DC}
	Release Voltage	V _D	1.0 and above	V _{DC}
General	Operate Time	T _{ON}	1/2cycle + 1ms and below	/
	Release Time	T _{OFF}	1/2cycle + 1ms and below	/
	Capacitance	C _{IO}	100 and below	PF
	Zero Cross Turn On	/	Built In	/
	Approved Standards	/	UL, C-UL, TUV	/

※ Description in the catalogue is subject to change without notice. Please read the specifications thoroughly before using.

※ Please contact JEL SYSTEM for further information.

■ Ratings

(Ta=25°C)

	Item	Symbols	F2C-245WDV	Units
Output	Rated Load Voltage	—	240	V _{ACrms}
	Maximum Load Current	I _{OMAX}	45	A _{ACrms}
	Maximum Load Voltage	V _{OMAX}	280	V _{ACrms}
	Peak Repetitive Off State Voltage	V _{DRM}	423 (varistor voltage 470V)	V
	Peak 1 Cycle Surge Current	I _{SURGE}	450 (50Hz)	A
	Frequency	f	50, 60	Hz
Input	Maximum Input Voltage	V _{IMAX}	30	V _{DC}
	Maximum Input Current	I _{IMAX}	10	mA _{DC}
General	Dielectric Strength	V _{ISO}	2,500/1min. (Between input-output-case)	V _{ACrms}
	Isolation Resistance	R _{ISO}	10 ⁸ and above DC500V (Between input-output-case)	Ω
	Operating Temperature Range	T _{OPR}	-30 ~ +80	°C
	Storage Temperature Range	T _{STG}	-35 ~ +100	°C

■ Electrical Characteristics

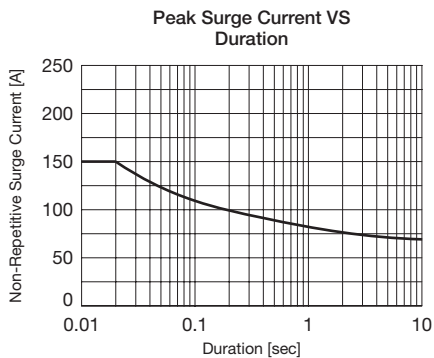
(Ta=25°C)

	Item	Symbols	F2C-245WDV	Units
Output	Load Voltage Range	V _O	60 ~ 280	V _{ACrms}
	Off State Leakage Current	I _{LEK}	9.0 and below (V _O =240V)	mA _{ACrm}
	On State Voltage Drop	V _{SAT}	1.6 and below (I _O =45A)	V _{ACrms}
	Minimum Load Current	I _{OMIN}	500	mA
Input	Input Voltage Range	V _I	4.5 ~ 30	V _{DC}
	Operate Voltage	V _P	4.5 and below	V _{DC}
	Release Voltage	V _D	1.0 and above	V _{DC}
General	Operate Time	T _{ON}	1/2cycle + 1ms and below	/
	Release Time	T _{OFF}	1/2cycle + 1ms and below	/
	Capacitance	C _{IO}	100 and below	PF
	Zero Cross Turn On	/	Built In	/
	Approved Standards	/	UL, C-UL, TUV	/

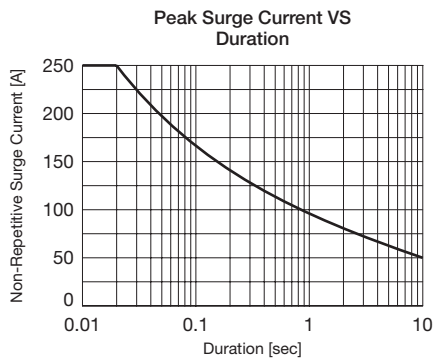
※ Description in the catalogue is subject to change without notice. Please read the specifications thoroughly before using.

※ Please contact JEL SYSTEM for further information.

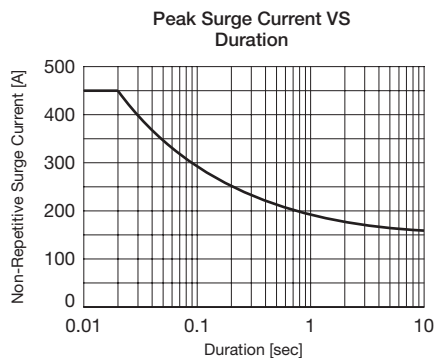
F2C-215WDV



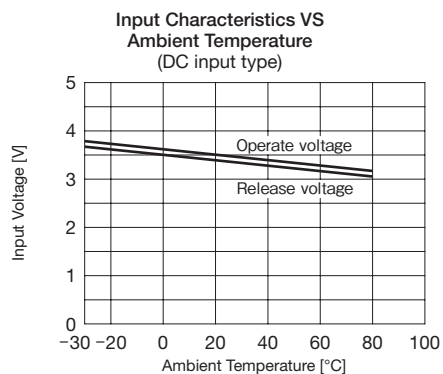
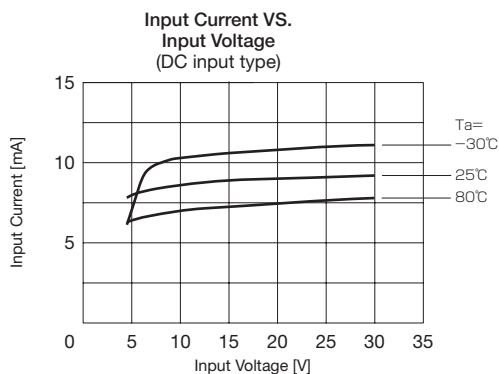
F2C-225WDV



F2C-245WDV



F2C-215WDV, F2C-225WDV, F2C-245WDV



※ Description in the catalogue is subject to change without notice. Please read the specifications thoroughly before using.
 ※ Please contact JEL SYSTEM for further information.